



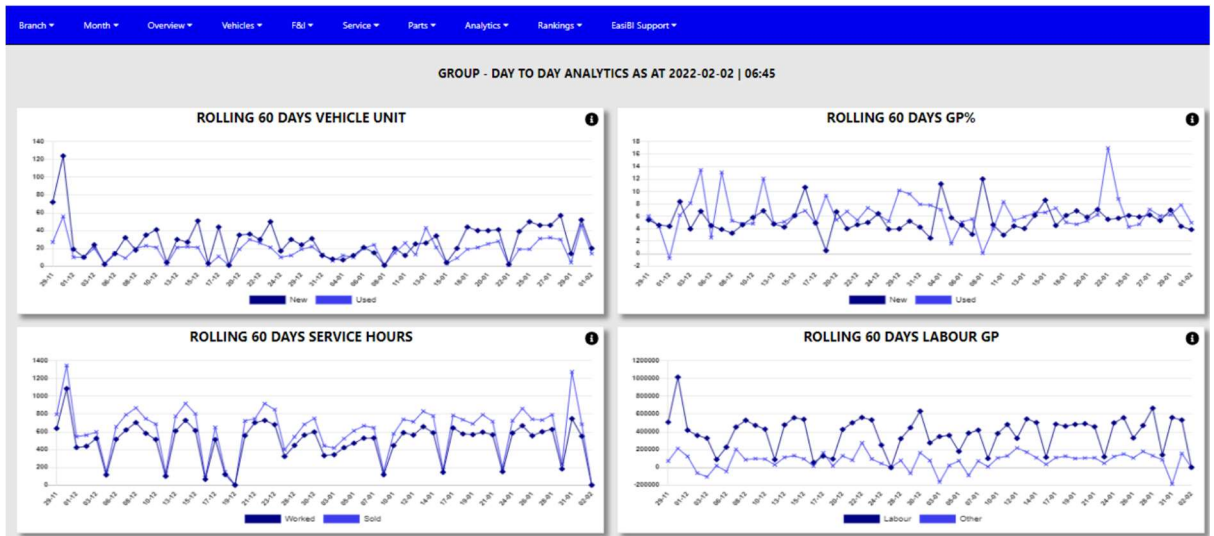
# OVERVIEW – DAILY ANALYTICS

# Update Context

- 1.View.
- 2.Rolling 60 days Unit Sales.
- 3.Rolling 60 days GP%.
- 4.Rolling 60 days Service Hours.
- 5.Rolling 60 days Labour GP.
- 6.Rolling 60 days Job Cards.
- 7.Rolling 60 days Labour Rate.
- 8.Rolling 60 days Parts Invoices.
- 9.Rolling 60 days Parts GP%.
10. Rolling 60 days Finance APPS.

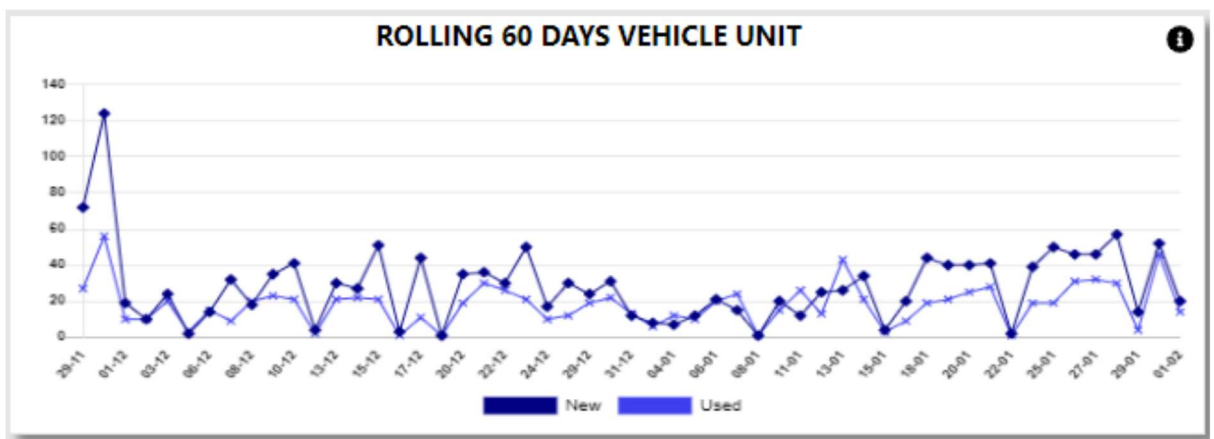
# 1. View.

All graphs is displayed on a daily basis and drill downs available on a click point.



# 2. Rolling 60 days Vehicle Units.

The system will calculate the number of units that has been sold daily for the last 60 days.



You can click on a value; it will drill down to that day's unit sales. The legends are also clickable for example if you do not want to view Used the legend can be clicked.

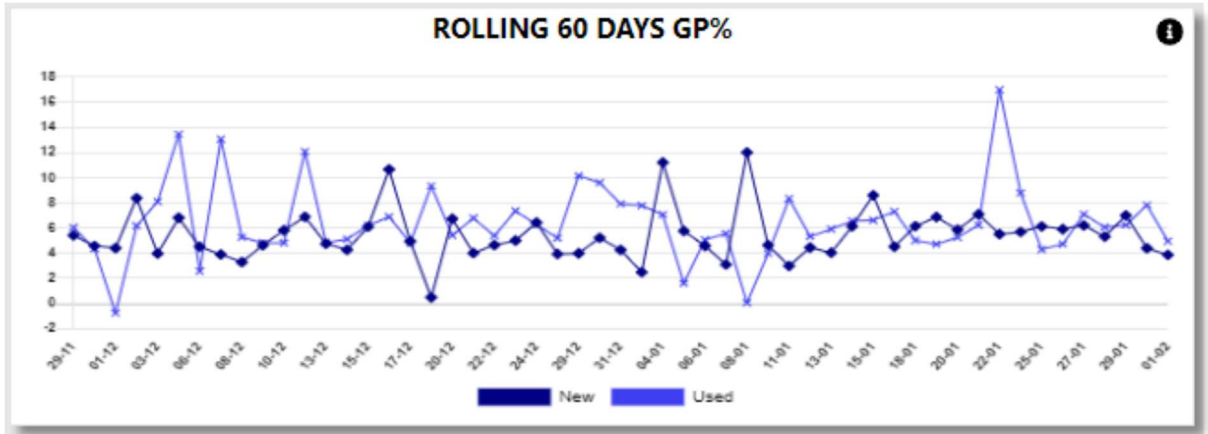
GROUP - COMBINED VEHICLE TRANSACTIONS FOR 2022-01-31



Stock Number	Salesman	Last Name	Vehicle	INV/CRN	Deal Number
10COR14476	Steve	Jones	TOYOTA COROLLA 2002 - ONI Corolla 1.8 X5 CVT (65A)	Invoiced	DL003991
10CHR14489	Steve	Jones	TOYOTA C-HR 1.2T PLUS CVT	Invoiced	DL003989
10COR14729	Iise	Galloway	TOYOTA COROLLA 1.8XR CVT HV (P05)	Invoiced	DL004005
10CLV01280	Iise	Galloway	TOYOTA AYGO/AGYA AT (with audio) (52N)	Invoiced	DL004007

### 3. Rolling 60 days Vehicle GP%.

The system will calculate the number of units that has been sold daily for the last 60 days.



You can click on a value; it will drill down to that day's unit sales. The legends are also clickable for example if you do not want to view Used the legend can be clicked.

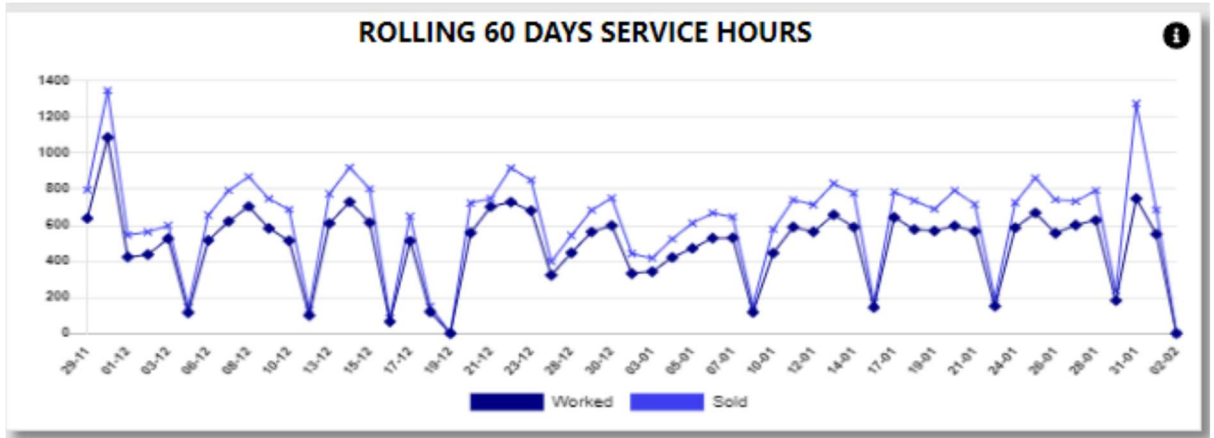
GROUP - NEW TRANSACTION LISTING FOR 2022-01-29



Branch Name	Department	Date	Sales	GP	%	Reference Number	Stock Number	Posted By
	New Vehicles	2022-01-29	378,788.00	25,368.31	6.7%	10VEIAA5465	10COR14674	
	New Vehicles	2022-01-29	-378,788.00	-30,917.00	-8.16%	10VECAA1054	10COR14674	

## 4. Rolling 60 days Service Hours.

The system will calculate the hours worked and hours sold that has been sold daily for the last 60 days.



You can click on a value; it will drill down to that day's Job cards that has been closed. The legends are also clickable for example if you do not want to view hours worked the legend can be clicked. With an option to query this Repair Order from the BI tool.

GROUP - SERVICE HOURS BOOKED FOR 2022-01-31

Branch	Date Selected	Technician Name	Repair Order	Hrs Worked	Hrs Sold	Hrs Surplus	Action
	2022-01-31		TR006392	1.80	2.20	0.40	Query
	2022-01-31		TR006341	2.80	5.00	2.20	Query

**Create Mail**

Technician:

Date:

Repair Order:

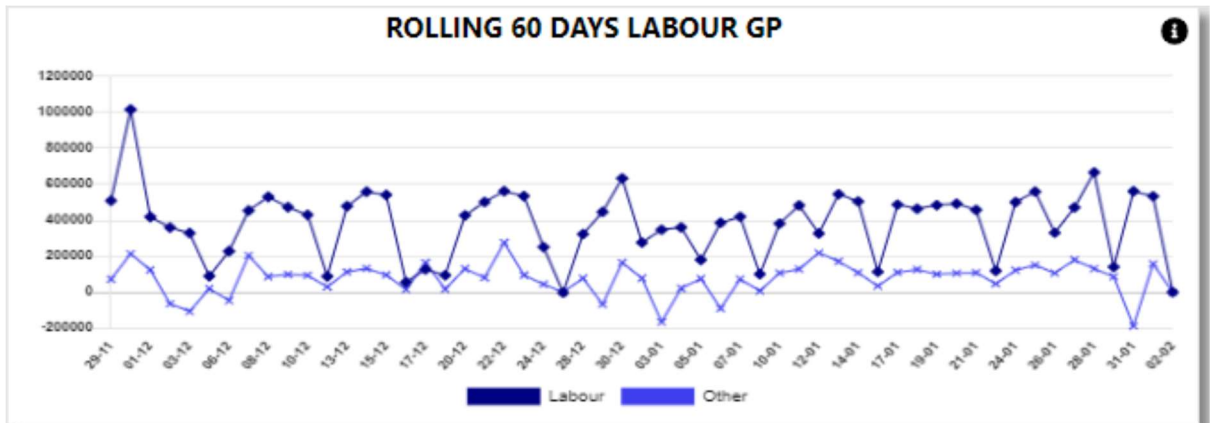
Sold:

Worked:

Surplus:

## 5. Rolling 60 days Labour GP.

The system will calculate gross profit on labour and other sales that has been sold daily for the last 60 days.



You can click on a value; it will drill down to that day's Gross Profit that has been closed. The legends are also clickable for example if you do not want to view Other the legend can be clicked.

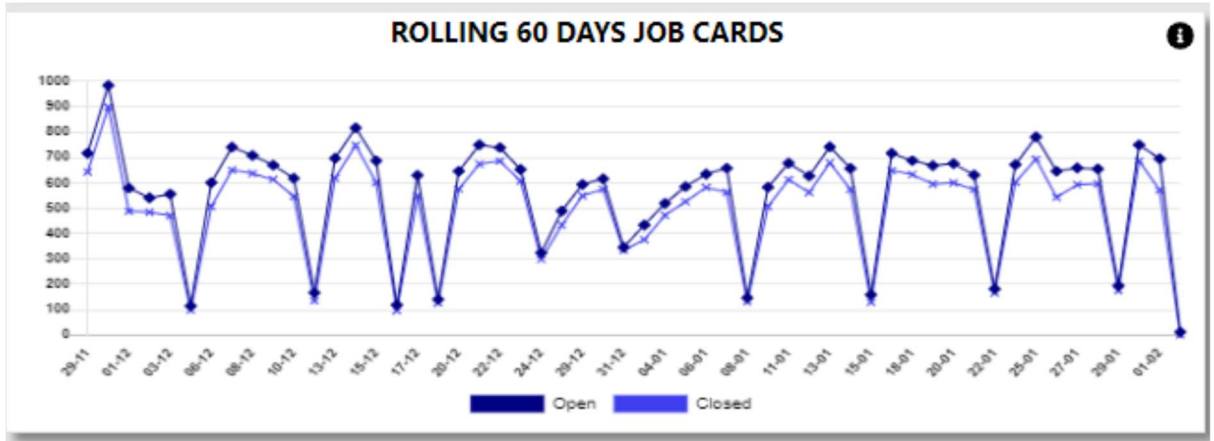
GROUP - SERVICE TRANSACTION LISTING FOR 2021-12-30



Branch Name	Department	Date	Sales	GP	%	Reference Number	Details	Posted By
	Service	2021-12-30	0.00	-14,950.00	0%	10IPAAA0653	INV - INT - Halfway Shelly Beach	
	Service	2021-12-30	-182.61	-122.61	-67.14%	10SCSAAA3302	RO TR042918 Inv 10SCSAAA3302 Job 1	

## 6. Rolling 60 days Job Cards.

The system will calculate number of job cards opened and closed daily for the last 60 days.



You can click on a value; it will drill down to that day's Gross Profit that has been closed. The legends are also clickable for example if you do not want to view Open the legend can be clicked. With an option to query this Repair Order from the BI tool.

GROUP - OPEN JOBCARDS NOT CLOSED FOR 2022-01-26

Branch	Service Advisor	Customer	Repair Order	Parts Sales	Other Sales Comments	Action
		Beate Moeken	TO03887-2	6,397.66	0.00	Query
		Amata Langa	TR044095-1	1,907.73	72.00	Query

**Create Mail**

Technician:

Date:

Repair Order:

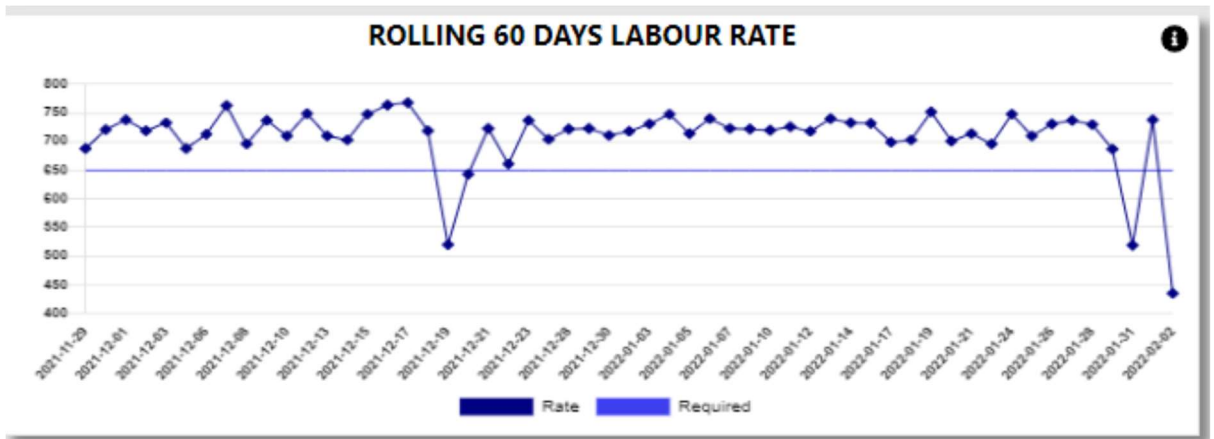
Sold:

Worked:

Surplus:

## 7. Rolling 60 days Labour Rate.

The system will calculate the average labour rate for the day and compares it to the benchmark of R650/h daily for the last 60 days.



You can click on a value; it will drill down to that day's Gross Profit that has been closed. With an option to query this Repair Order from the BI tool.

GROUP - LABOUR RATE PER JOB 2022-01-11

Branch	Service Advisor	Technician	Repair Order	Hours Sold	Labour Sales	Labour Rate	Job Type	Action
			TR034797	1.10	909.10	821.00	ESC	Query
			TR015619	1.10	748.00	680.00	CSH	Query

Create Mail

Technician:

Date:

Repair Order:

Sold:

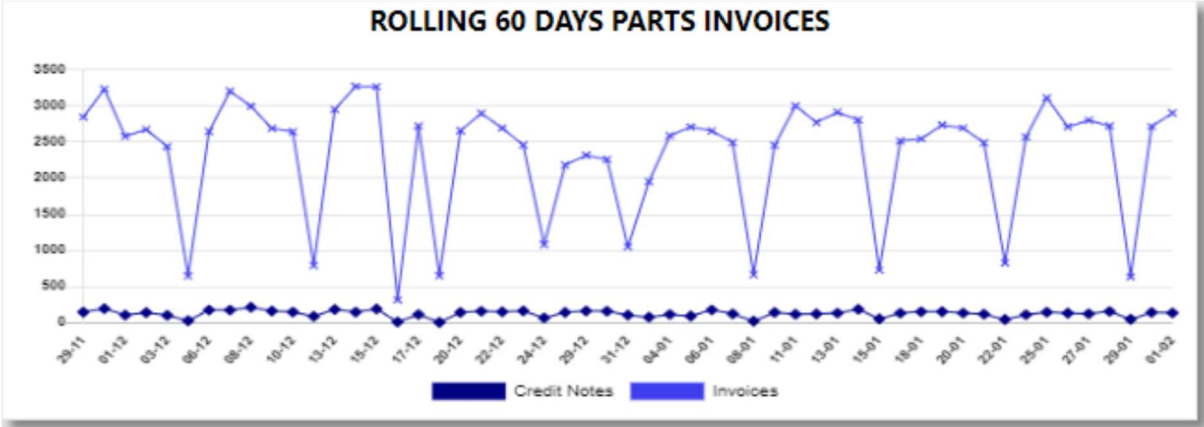
Worked:

Surplus:



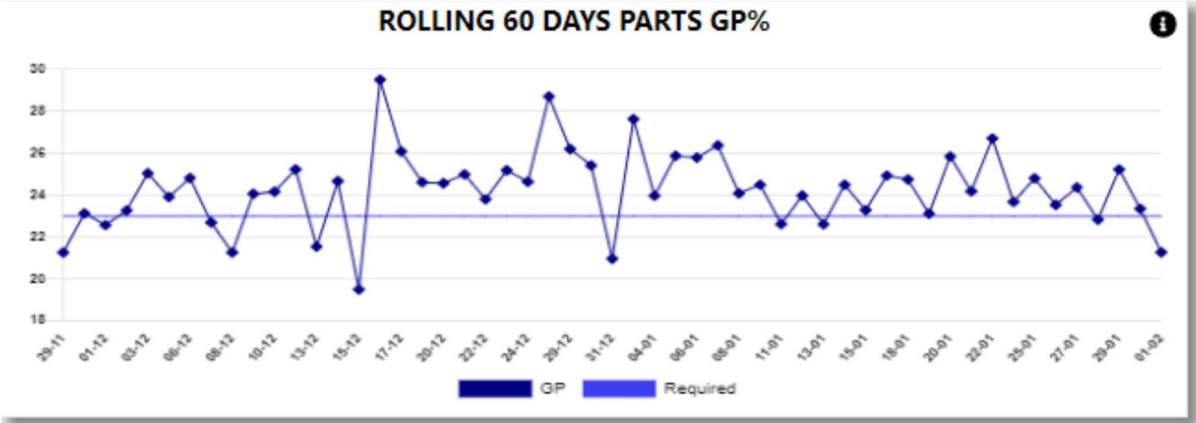
# 8. Rolling 60 Days Invoices.

The system will calculate the number of invoices and credit notes generated by the parts department for the last 60 days.



# 9. Rolling 60 days Parts GP%.

The system will calculate the gross profit for the day and compares it to the benchmark of 23% daily for the last 60 days.



You can click on a value; it will drill down to that day's Gross Profit that has been closed.

GROUP - PARTS TRANSACTION LISTING FOR 2022-01-11

Branch Name	Department	Date	Sales	GP	%	Reference Number	Posted By
	Parts	2022-01-11	2,000.00	2,000.00	100%	0001319903	
	Parts	2022-01-11	-1,313.39	-288.94	-32%	10AC9AAA1291	

## 10. Rolling 60 days Finance APPS

The system will calculate the number of pipeline & incepted deals from the Seriti system daily for the last 60 days.

